

# CONTENT

<b>1. Project's presentation .....</b>	<b>2</b>
<b>2. Guide for using e-learning platform <a href="http://www.giftedforyou.eu">www.giftedforyou.eu</a> .....</b>	<b>10</b>
2.1. Platform Overview <a href="http://www.giftedforyou.eu">www.giftedforyou.eu</a> .....	11
2.2. Assessment tests for high skills.....	14
2.3. Curriculum for children with high abilities .....	16
2.4. Assessment methods. Types of tests. Accessing. ....	19
2.5. Management interface (teachers, psychologists, administrators).....	22
<b>3. Conclusions .....</b>	<b>34</b>

# [www.giftedforyou.eu](http://www.giftedforyou.eu) - FIRST ONLINE PLATFORM FOR CHILDREN WITH HIGH SKILLS, WITH HEARING, VISION OR ASPERGER SYNDROME

## 1. PROJECT PRESENTATION

European best practices to support  
children with high potential  
and to access training for gifted

children with disabilities

– Gifted (for) you –

2014-1-RO01-KA201-002957



[www.giftedforyou.eu](http://www.giftedforyou.eu)

*Photo 1*



European best  
practices to  
support children  
with high potential  
and to access  
training for gifted  
children with  
disabilities –  
**Gifted (for) you**

2014-1-RO01-KA201-002957

Special Secondary School for the Deaf "St. Maria", Bucharest, running as a **coordinator**, a project of strategic partnership, KA2 action, ERASMUS +, funded by the European Commission, Ministry of Education and Scientific Research through the National Agency for Community Programs in Education and Vocational Training.

**The project** entitled *"European best practices to support children with high potential and access to training for gifted children with disabilities - Gifted (for) you"*, no. **2014-1-RO01-KA201-002957**, has the following **objectives**:

- Developing and implementing of a "gifted" curriculum for children with high potential, especially for those with special educational needs, hearing and vision impaired, and Asperger syndrome;
- Developing of educational software for hearing impaired children and blind, autistic, who as a following of testings are able to obtain values which entitle them to be fitted in "gifted" children type .

Our **partners** in this project are:

- Association for Education and Science "Kleine Schule", Bucharest - **ROMANIA**
- RODAX Management LLC, IT firm, Bucharest - **ROMANIA**
- Specjalny Ośrodek Szkolno-Wychowawczy No. 2, Pryemzsl - **POLAND**
- Special High-School For Deaf-Mute Children, Plovdiv - **BULGARIA**
- University of Plovdiv - **BULGARIA**

**The target group**, whom the project addresses to, consists of students with hearing impairments, visual impairments, Asperger syndrome, teachers, parents and the local community.

**The project** runs from **September 2014-August 2016**.

"**Giftedness** is an asynchronous development in which advanced cognitive abilities and a high emotional intensity combine in order to create inner experiences and awareness that are qualitatively different than the norm. This asynchrony increases further with higher intellectual abilities. The uniqueness of giftedness makes them vulnerable particularly and requires changes in parenting, in learning and counseling to provide an optimal development." (Columbus Group, 1991)

Through this project we want to promote new methods of learning: collaborative learning, critical thinking and creativity stimulation, development of artistic, kinesthetic skills through ICT.

Hearing impaired children, blind and with Asperger have special learning needs. Our continuing concern is to bring innovative, interactive methods and strategies of teaching to stimulate creativity and use the full potential of the child in order to increase performance and efficiency of staff. Within the educational programs offered in our institution we aim to ensure optimal conditions which allow to develop physical, intellectual, moral and social development, harnessing the potential of every child. Our institution provide equal opportunities for development and training by adapting of school curriculum at the special educational requirements of children with hearing impairment, blind and Asperger, educational services specialised in the rehabilitation of deficiencies and the opportunity to learn the necessary knowledge of a future career by overcoming deficiency.



***Photo 2***

Training and development of artistic expression's skills: modeling, drawing, painting, mime, lead to increased self-esteem. The results of the developed activities can be seen in the many awards our students obtain in national and international competitions, competitions in which students without disabilities also participate. Decorative Art, Arts activities generally erase limits imposed by deficiency. Observing the children in our school both emotionally progress and academic achievements, supporting them by specialists in physical therapy, psychotherapy and counseling and guidance, perceptual auditory education, lip reading, technique of speech, alternative techniques of communication, we want to maintain these standards through access to educational exchange of best practice in the European Union, Bulgaria and Poland respectively.

Developing an online learning platform is a new perspective of looking at learning. The new environment created online, supported by innovative technologies, improves principles and methods of learning on individual learning (customizing the educational offer with the evolution of the child by monitoring: reaction time, interdisciplinary connections, critical thinking, logic, of memorizing, analytical skills) and course management (it provides administrative part of the teaching and curriculum. It is the method that controls learning and teaching).

The specifics of these children lies not in physical deficiency but in the mechanisms for accessing information in an appropriate individualized manner. They need an education in the spirit of creativity as a stimulus for social-emotional relationships; learning by e-learning system and software provides a framework for the development and use of modern materials and methods working closely with pedagogies that stimulates creativity.

**In the first year of the project** study visits and working occurred to devise development of learning units and their correlation with software information / applications for tablets. For this, we made visits to partners in Bulgaria and Poland with the participation of a delegation composed of two representatives from each organization and four from our institution as coordinator. Purpose of the visit was to exchange skills and valuable experience, both scientific, life and culture and to generate the best results for achieving goals of the project.

- **1-week courses in "gifted" pedagogy organized by the Faculty of Pedagogy of the University of Plovdiv, Bulgaria.**

- **5-day mobility in Bulgaria** in order to visit the school for hearing impaired **Special High School for Deaf-Mute Children-Plovdiv** and to exchange experiences and best practices in working with hearing impaired student

- **5-day mobility in Poland** in order to visit the school for hearing impaired **Specjalny Ośrodek Szkolno-Wychowawczy No. 2 in Przemyśl** and to discuss the tests used to identify hearing impaired students' abilities. Within this movement one day was given to visit the University of Krakow, where a workshop organized by teachers with experience in the field of special education was attended. Here we were presented the activities and experiments conducted by university, as well as the results achieved by professors in giftedness field and that of high skills.

In the first year of implementation were also selected volunteers- 6 volunteers from each partner institution (less IT company) and 36 volunteers from coordinating institution, specialised teachers with experience in working with pupils from special schools and mass education, Romanian language and literature teachers, English teachers, students and parents. In Bucharest, between January and June 2015, 36 volunteers from Special Secondary School for the Deaf "St. Maria "along with the 6 volunteers from the Association of Science and Education Kleine Schule attended an introductory course in ***Psychopedagogy of exceptionality*** coordinated by renowned professor Florian Colceag – called "specialist in geniuses ". Under the direct supervision of professor Colceag, volunteers were introduced to

gifted pedagogy and learned how a curriculum for students with high abilities must be organized and structured.

Volunteers, under the coordination of members from the implementation and management team of the project, were divided into four groups working on levels of ages (3-5 years, 6-8 years, 9-12 years and 13-17 years) to devise learning units for e-learning platform.

**In the second year of implementation** work teams have developed together with the IT company, educational software for gadgets and e-learning platform.

IT company has gradually developed all these applications due to the high degree of information that entered an application, as one workload. Throughout the year 2015 so far, team meetings of experts were held continuously under the supervision of specialist teachers of the Faculty of Psychology, University of Bucharest, modules requiring high attention in the content and effective learning objectives for each age and deficiency.



*Photo 3*

**Expected results obtained during the project are:**

- ☐ **48 volunteers** trained in pedagogy Gifted
- ☐ **one introductory course** in "gifted education"
- ☐ **1 training** in "Psychopedagogy exceptionality"
- ☐ **Course Support** "Psychopedagogy of exceptionality"
- ☐ **adapted tests for online**, translated into sign language
- ☐ **online educational modules**, in Romanian and English, translated into **sign language**

for hearing impaired students; **audio** - for visually impaired students: **Stories about Art** - 9-12 years and 13-17 years; **Fantasy world of shapes and colors** - 3-5 years and 6-8 years;

**Reveald Emotions** 3-5 years; **My world** -3-5 years and 6-8 years; **Project Management** - 3-5 years

6-8 years, 9-12 years and 13 -17 years; **Leadership** - 9-12 years old; **Financial responsibility** - 9-12 years old; **Foray into the human body** - 9-12 years old; **Mysteries of journalism** - 9 -12 years and 13 - 17 years.

□ **Guides for parents and teachers (working for the first time with pupils having deficiencies in mainstream education)** for *Hearing Impairment, Visually impairment, Asperger syndrome, in Romanian and English*

□ **courses recording on YouTube**

□ **Applications for tablet for the blind, hearing impaired, Asperger and children without disabilities**

□ **Testing of 80 children** (from mainstream education, hearing impaired, visually impaired and with Asperger syndrome) on internationally patented battery (**Raven Progressive Matrices Test, WISC-Intelligence Weschler Scale for Children, edition IV, SDS – Holland Test , TTCT - TORRANCE Tests of Creative Thinking**)

□ **1 page on the Facebook platform**

□ **Project website:** [www.giftedforyou.eu](http://www.giftedforyou.eu)

□ **Wikipage:** <http://gifted4you.wikispaces.com/>

□ posters, flyers and other informational materials to promote community events with elements of visibility for financier

□ **Workshops** for teachers and parents in Bucharest, Galati, Focsani, Craiova, in order to train them to identify students' abilities and their orientation towards the study of one of curricula developed in this project.

Students are tested and those who achieve certain results - that have talent - high abilities are oriented towards the study of one of the curricula created depending on students' skills.

These curricula can be introduced as optionally by the school or can be studied within circles for children with high abilities. Weekly activities can be organized or depending on the capabilities of each institution. The child can learn both in the classroom under the teacher's guidance, but also at home, by himself in front of computer or tablet. For that, he has to ask for registration on the e-learning platform, he receives an email with a password and he can access age-appropriate curriculum and skills resulting from his testing. The teacher can track student's results / progress. During each lesson there are continuous assessmentst and summative assessments at the end of each chapter.



## Guide for using e-learning platform – [www.giftedforyou.eu](http://www.giftedforyou.eu)

Through these curricula we wanted student with high abilities would no longer be bored at classes, can learn something that draws him into an attractive, interactive, modern way.

Learning via the Internet is considered as an attractive educational alternative that reduces temporal, nature, social, spatial or otherwise restrictions.

The project aims to insert the latest methods and technologies of ICT, in the act of teaching, to break learning barriers for children with high potential, either with impaired vision, hearing or Asperger or those without disabilities, in order to stimulate creativity and use of maximum potential of child, to increase performance and efficiency of teaching.




*Photo 4*



*Photo 5*



## Guide for using e-learning platform – [www.giftedforyou.eu](http://www.giftedforyou.eu)



*Photo 6*



**Photo 7.** Volunteers participating in the training **PSIHOPEDAGOGY OF EXCEPTIONALITY**, 24 to 29 August 2015, Bulgaria

## 2. GUIDE FOR USING E-LEARNING PLATFORM

[www.giftedforyou.eu](http://www.giftedforyou.eu)

School organizations, having the desire to grow, to adapt ever better at social environment and to meet the needs of actors in the education act, resort to implementing educational projects of local, national and international.

"Educational projects represent management tools of curriculum and of curriculum change management and can act both by the school and individually integrated into personal / professional development projects. They allow experimentation of change in terms of teaching practice and experimentation of educational effectiveness in terms of result-expected impact." (Adrian Iacob, Development opportunities through educational projects, <http://www.ccdcluj.ro/Preuniversitaria/v3,nr4/S3/Adriana%20Iacob.pdf>).

Special Middle School for Deaf "Saint Mary" is the coordinator of "European best practices to support children with high potential and to access training for gifted children with disabilities - Gifted (for) you" in partnership with the Association for Education and Science "Kleine Schule "RODAX Management LLC, Specjalny Ośrodek Szkolno-Wychowawczy No. 2 in Poland, Special High School for Deaf-mute-Children and the University of Plovdiv in Bulgaria.

[www.giftedforyou.eu](http://www.giftedforyou.eu) is an online learning platform, especially for children with special educational needs and disabilities. For identification and verification of high skills of children with sensory impairments and Asperger's, but also of children without disabilities, battery of online tests were created and adapted to the type of deficiency. The tests are translated into sign language - for hearing impaired children and into audio for visual impaired children.

Depending on test results, children can use materials structured into a curriculum "gifted" for children with high potential, especially for those with special educational needs and hearing impaired, visual impaired and with Asperger syndrome.

Developing an online learning platform for children with sensory impairments but with high abilities is a new perspective of looking at learning. The new environment created online supported by innovative technologies, enhances the principles and methods of individual learning, by customizing the educational offer with the evolution of the child, by monitoring the response time, the interdisciplinary connections, critical thinking, logic, to memorize, to analytical skills.

Training and development of artistic expression's skills: modeling, drawing, painting, mime, lead to increased self-esteem. The results of the developed activities can be seen in the many awards our students obtain in national and international competitions, competitions which students without disabilities also participate in. Decorative Art, Arts activities generally erase limits imposed by deficiency. Observing the children in our school both emotionally progress and academic achievements, supporting them by specialists in physical therapy, psychotherapy and counseling and guidance, perceptual auditory education, lip reading, technique of speech, alternative techniques of communication, we want to maintain these standards through access to educational exchange of best practice in the European Union, Bulgaria and Poland respectively.

## 2.1. PLATFORM OVERVIEW

[WWW.GIFTEDFORYOU.EU](http://WWW.GIFTEDFORYOU.EU)

This guide is for teachers, parents and students *with high abilities, with or without hearing impairment, vision impairment or Asperger syndrome* and is designed to illustrate how to use the testing and integrated e-learning platform developed in the project GIFTED (FOR ) YOU, co-funded by the European Union Erasmus + KA2 Action, *Cooperation and Innovation for Good Practices*.

### ❖ What is the platform GIFTED (FOR) YOU?

The testing and integrated e-learning platform GIFTED (FOR) YOU is an online tool for e-learning, used both for testing the skills of students and to the educational process, by accessing, within a common online platform, shared lessons both by students and by teachers.

## Guide for using e-learning platform – [www.giftedforyou.eu](http://www.giftedforyou.eu)

### ❖ How to access the platform?

The platform can be accessed via the project website GIFTED (FOR) YOU, at <http://www.giftedforyou.eu/> :

**Step 1:** Visit the project website at <http://www.giftedforyou.eu/>



**Step 2:** Run **click** on the "**PLATFORM**" button from the menu of the website

By following the "**PLATFORM**", the browser was open authentication page in e-learning platform.

**Step 3:**

*A. If you do not have user account*

1. Execute click on "REGISTER".
2. Please complete all fields in the form on screen:

*B. If you have user account*

1. In the "Email Address", enter your e-mail address you used for registration.
2. Click "LOGIN"

## Guide for using e-learning platform – [www.giftedforyou.eu](http://www.giftedforyou.eu)

PLEASE FILL IN THE FORM BELOW

First name

Last name

☐ MALE ☐ FEMALE

Age

City

County

Scoala Gimnaziala Speciala pentru Deficie ▾

no deficiency ▾

Email

Phone

3. Click on button "APPLY FOR TESTING".

Following registration, if a teacher approves activation of your account, you'll receive a shortcut by e-mail you used for registration.

**Step 4:** For leaving the platform, run click on button **SIGN OFF** on the right.

016



N WITH DISABILITIES

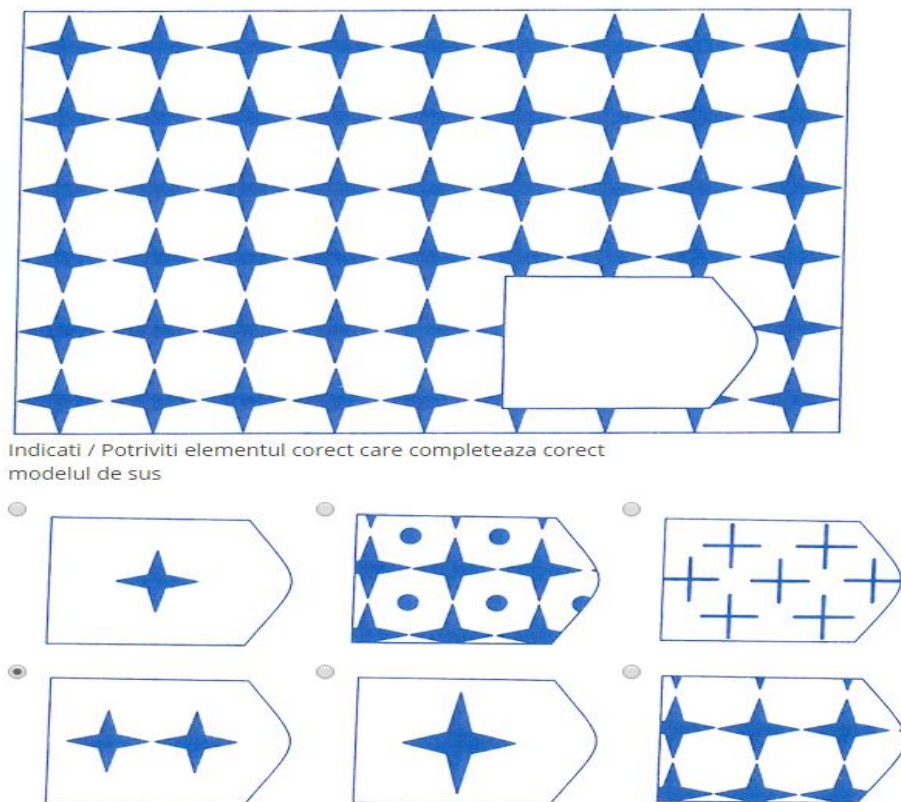
## 2.2. ASSESSMENT TESTS FOR HIGH SKILLS

In addition to e-learning segment, with the aim of using it in the classroom, there are also a number of interactive tests on the platform.

### RAVEN Tests and WISC tests. Accessing.

❖ RAVEN Tests and WISC tests can only be accessed upon registration and only with the teacher agreement.

□ In RAVEN tests, you will have to match the element that completes correctly the model:



To complete a RAVEN test, follow these steps:

**Step 1:** Visit the link "Test RAVEN" received by e-mail. Read the instructions on screen, or follow the instructions in sign language.

**Step 2:** Check that version you think is correct to complete the picture.

**Step 3:** Click on NEXT QUESTION button to continue the test.

**Step 4:** When you have finished the test, click FINISH TEST button.



❖ In the **WISC Similarities test**, you will have to fill in the box the words that best describe the similarity between objects expressed in requirement:

## Question 1

What similarities are between THE PENCIL and THE PEN ?

Type your answer in the box below:

NEXT QUESTION >

**Step 1:** Fill in the word or sentence that describes the similarities between the two objects.

**Step 2:** Run click on the button **NEXT QUESTION** for validation. Each answer can be denoted by 0, 1, or 2 points.

**Step 3:** If you answered wrong at the first two questions, you'll see again the first question.

**Step 4:** If you got past the first two questions, go on with the test. If you answer wrong at two questions in a row, or if you answered correctly all questions, you'll see the test result.

## Results

Q: What similarities are between THE PENCIL and THE PEN ?

A: items used to draw

SCORE: 1

Q: What similarities are between THE MILK and THE WATER?

A: liquids

SCORE: 1

Q: What similarities are between THE SHIRTS and THE SHOES?

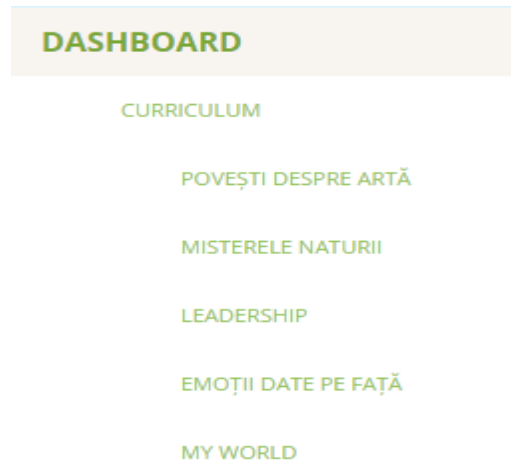
A: clothes

SCORE: 2

## 2.3. CURRICULUM FOR CHILDREN WITH HIGH ABILITIES

### ❖ Where to find courses

After authentication on the platform (see *How to access the platform*, Step 3B), categories of lessons available for your age group will appear on the left hand of the screen:



To access the desired lesson, follow the teacher's instructions:

**Step 1:** Click on the category of lessons you must visit (eg. *STORIES ABOUT ART*)

**Step 2:** Click on the age where you fit



**Step 3:** Click on the lesson given by the teacher.

# Povești despre artă

Click on the lesson you wish to access:

Argument <b>Propunere pentru cursul „Povești despre artă”</b>	3-5 yrs
Cap. 01 Fantezie în lumea formelor și culorilor - Lecția 1 - Anexa 1 <b>Tipuri de puncte, linii, texturi</b>	3-5 yrs
Cap. 01 Fantezie în lumea formelor și culorilor - Lecția 1 <b>Introducere: Forme. Culori</b>	3-5 yrs
Cap. 01 Fantezie în lumea formelor și culorilor - Lecția 2 <b>Linii. Figuri geometrice</b>	3-5 yrs
Cap. 01 Fantezie în lumea formelor și culorilor - Lecția 4 <b>Culorile</b>	3-5 yrs
Cap. 01 Fantezie în lumea formelor și culorilor - Lecția 3 <b>Linii. Forme</b>	3-5 yrs
Cap. 01 Fantezie în lumea formelor și culorilor - Lecția 5 <b>Alb</b>	3-5 yrs

**You have accessed the course!**

POVEȘTI DESPRE ARTĂ

**CAP. 02 MUZICA, LECȚIA 1 - ANEXA 2**

Cercetarea diverselor culturi muzicale de pe glob

TESTE DE EVALUARE

EXERCITIU

**Genuri muzicale:**

- **Genuri de camera:** bagatela, cantec, chanson, fuga, lied, melodie, menuet, romanta, rondo, sonata
- **Genuri simfonice:** concert, poem simfonic, simfonie, suită, uvertură
- **Genuri vocale:** madrigal, motet
- **Genuri vocal-simfonice și scenice:** muzica de balet, cantată, Opera
- **Genuri folclorice și religioase:** cant, colind, doina, gospel, negro spiritual
- **Genuri moderne:** blues, cabaret, calipso, country, muzica disco, muzica electronica, muzica etno, fado, muzica de fanfara, muzica de film, muzica folk, funk, hip-hop, jazz, muzica lautareasca, manele, merengue, muzica metal, muzica pop, muzica populara, ragtime, reggae, rhythm and blues, muzica rock, rock and roll, samba, muzica de scena, soul, muzica usoara

**Flamenco** este atat un gen de muzica cat si un dans native din sudul Spaniei în regiunile Andaluzia, Extremadura și Murcia.

**Hip hop** (numit și **hip-hop**, **hiphop** sau prin generalizare **rap**) atât un gen muzical cât și o mișcare culturală ce s-a dezvoltat în comunitățile urbane începând cu anii 1970.

De când a apărut în New York în anii 1970, hip-hop-ul a ajuns să înglobeze un întreg stil de viață care încorporează diverse elemente de etnie, tehnologie, artă și **cultura urbană**. Sunt patru elemente fundamentale în hip hop: **Dans Hip hop:** Breakdance și alte forme de dans stradal. **Artă Hip hop:** Artă de inspirație urbană, numită și graffiti. **Muzica Hip hop:** Djing, **beat-uri** și beatmaking, și **producție hip hop**.

## ❖ How to go back to the main page

To return to the main page, on the left side of the screen, click the button **DASHBOARD**:

**DASHBOARD**

CURRICULUM

POVEȘTI DESPRE ARTĂ

MISTERELE NATURII

LEADERSHIP

EMOȚII DATE PE FAȚĂ

MY WORLD

## ❖ Brief description of the structure of a course

POVEȘTI DESPRE ARTĂ  
CAP. 01 FANTEZIE ÎN LUMEA FORMELOR ȘI CULORILOR, LECȚIA 1

Introducere: Forme. Culori

TESTE DE EVALUARE



Courses presented in platform can be, depending on the type and age of the student lesson, in several ways:

### - *Text Course*

Presents a lesson content similar with a printed manual. Where necessary, links may appear to other information, presented either on platform or on the Internet.

### - *Text + Image Course*

In addition to lesson content, these courses contain images that illustrate the concepts taught by the teacher.

### - *Video Course*

These courses are interactive and provide an alternative presentation of the concepts taught by the teacher. Runs click on each video clip to access content.

You'll notice that some lessons presents one or two buttons at the end: "**ASSESSMENT TESTS**" and "**EXERCISE**". We will talk about these in the next chapter.

## 2.4. ASSESSMENT METHODS. TYPES OF TESTS. ACCESSING.

Most lessons of Platform have attached one or more exercises and tests that you can access.

Tests can be of several types:

### 1. Single Choice Tests - select the correct answer for each question

POVEȘTI DESPRE ARTĂ  
CAP. 01 FANTEZIE ÎN LUMEA FORMELOR ȘI CULORILOR, LECȚIA 1 - ANEXA 1

Tipuri de puncte, linii, texturi - Test de evaluare

1. Pot oferi informații despre tipuri de linii, forme, texturi:

- ☐ în mare măsură
- ☐ moderat
- ☐ în mică măsură

2. Am înțeles importanța cunoașterii de tipuri de linii, forme, texturi, pentru dezvoltarea personală:

- ☐ în mare măsură
- ☐ moderat
- ☐ în mică măsură

3. Mi-am ales tipul de linii, forme, texturi preferat/preferate:

- ☐ în mare măsură
- ☐ moderat
- ☐ în mică măsură

AM TERMINAT

POVEȘTI DESPRE ARTĂ  
CAP. 01 NOȚIUNI DESPRE ARTĂ, LECȚIA 1 - ANEXA 2 - HARTĂ: TIPURILE DE ARTĂ  
Arta și abilitățile mele - EXERCİȚIU

Citește cu atenție enunțurile și asociază coloanei A avantajele educației artistice, coloanei B dezavantajele educației artistice:

Îmi identific și stimulez latura personală a creativității	<input type="text"/>
Îmi organizez eficient timpul liber	<input type="text"/>
Mă limitez în autocunoaștere	<input type="text"/>
Mă demotiviez și nu am atitudine personală fundamentată	<input type="text"/>
Îmi stimulez curiozitatea și inițiativa	<input type="text"/>
Nu îmi valorific timpul liber în scopul dezvoltării personale	<input type="text"/>
Nu îmi valorific expresivitatea artistică, grafica sau lingvistica la potențial maxim	<input type="text"/>
Îmi descopăr propriile inclinații artistice	<input type="text"/>
Îmi dezvolt imaginația și sensibilitatea	<input type="text"/>
Nu îmi descopăr potențialul propriu și nu îmi cultiv propriile abilități	<input type="text"/>

### 2. Interactive Tests with images – Watch the images and follow the test instructions

POVEȘTI DESPRE ARTĂ  
CAP. 01 NOȚIUNI DESPRE ARTĂ, LECȚIA 2 - ANEXA 5

Tehnici de lucru. Tehnici specifice - Test de evaluare

1. Privește cu atenție imaginile, recunoaște și alege o tehnică folosită:



Mi-ar plăcea să realizez un

Enumeră materialele și instrumentele necesare realizării tehnicii alese:

Materiale:

Instrumente:

Tehnică:

**3. Interactive Tests with movies** - Watch the movies and follow the test instructions

POVEȘTI DESPRE ARTĂ  
**CAP. 03 REGIE, TIPURI DE REGIE, LECȚIA 2 - ANEXA 5**  
Schițarea de costume pentru genurile scenice - Test de evaluare

Urmăriți cu atenție filmulețele:



a. Ce tip de costume au îmbrăcat actorii în această piesă de teatru? Din ce perioadă istorică?

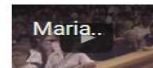
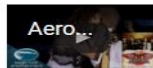
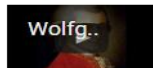



**4. Interactive Tests with musical passages** - listen to music fragments and follow the test instructions

POVEȘTI DESPRE ARTĂ  
**CAP. 02 MUZICA, LECȚIA 1 - ANEXA 2**  
Cercetarea diverselor culturi muzicale de pe glob - Test de evaluare

Audiați pasaje muzicale! Recunoașteți genurile muzicale și asociați-le cu personajele din imaginile următoare:

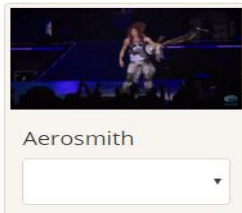
Pasaje muzicale



Personaje



Wolfgang Amadeus Mozart



Aerosmith




Malaguena



Flamenco



5. Creativity Tests - using crayons from the left side, color the image!



To access the exercise or test appropriate to a lesson, after you go through the entire lesson, run click on "ASSESSMENT TEST" at the end of the page.

**Careful!** Tests will be graded by the teacher.

## 2.5. MANAGEMENT INTERFACE (TEACHERS, PSYCHOLOGISTS, ADMINISTRATORS)

To access the administration interface of the platform:

**Step 1:** In the login page, click on the link "Click here if teacher / psychologist or administrator":

### Student Authentication

Please use the form below to authenticate:

Email Address:

Type in your email address

LOGIN

[Click here if professor/ psychologist or administrator](#)

### Student Registration

If you want to register for testing, please click the button below.

REGISTER

**Step 2:** Fill in the fields **Username** and **Password** with your login data:

### Admin Login

Please use the form below to authenticate:

Username:

Type in your username

Password:

Type in your password

LOGIN

**Step 3:** Once authenticated, the **Dashboard platform** will appear, where you will find the following sections:

- **Questions**
- **Schools**
- **Teachers**
- **Psychologists**
- **Administration**

1. The section **QUESTIONS** includes information and options on RAVEN and WISC tests.

Its subsections are:

- **BROWSE QUESTIONS**, where you can watch all the questions recorded in the system for the two types of initial tests

Dashboard

Questions

RAVEN

SET A	<a href="#">View questions &gt;</a>
SET B	<a href="#">View questions &gt;</a>
SET AB	<a href="#">View questions &gt;</a>

WISC

SET SIMILARITIES	<a href="#">View questions &gt;</a>
SET NUMBES	<a href="#">View questions &gt;</a>

- **ADD RAVEN QUESTION** where you can add new questions for RAVEN test

Dashboard

Questions - RAVEN

Fill in the form below in order to add a new RAVEN question:

Question:

Main Picture:

Picture A:  Picture B:

Picture C:  Picture D:

Picture E:  Picture F:

Test Type:  Age range:

Right Answer: ☒ A ☐ B ☐ C ☐ D ☐ E ☐ F

- **ADD WISC SIMILARITIES QUESTION**, where you can add new questions for WISC test

Dashboard

Questions - WISC

Fill in the form below in order to add a new WISC Similarities question:

Question:

Test Type:  Age range:

This section is available to teachers, psychologists and system administrators.













1. Section **SCHOOLS** allows viewing and editing of schools and institutions in the system, and also the addition of new schools.

This section is partially available to teachers and psychologists, because they can not add schools or new institutions.

To add, **click on VIEW SCHOOLS**:

## Dashboard

### Registered schools

Name	City	Country		
Scoala Gimnaziala Speciala pentru Deficienti de Auz	Bucharest	Romania	 EDIT	 REMOVE
Asociatia pentru Stiinta si Educatie Kleine Schule	Bucuresti	Romania	 EDIT	 REMOVE
RODAX Management	Bucuresti	Romania	 EDIT	 REMOVE
University of Plovdiv	Plovdiv	Bulgaria	 EDIT	 REMOVE
Specjalny Ośrodek Szkolno - Wychowawczy Nr. 2	Przemysl	Poland	 EDIT	 REMOVE
Lyceum for deaf children Prof. Dr. Stoyan Belinov	Plovdiv	Bulgaria	 EDIT	 REMOVE
Name	City	Country		

To delete a school from the system, **click REMOVE**.

To edit a school, **click on EDIT button**. The following box will appear below:

## Dashboard

### Schools

Fill in the form below in order to edit the school entry:

School name:	<input type="text" value="Scoala Gimnaziala Speciala pentru Deficienti de Auz"/>
City:	<input type="text" value="Bucharest"/>
Country:	<input type="text" value="Romania"/>
<input type="button" value="SAVE SCHOOL"/>	

After completing the changes, **click on SAVE SCHOOL**.

To add a new school click on **ADD SCHOOL** and follow the same steps as in editing:

## Dashboard

### Schools

Fill in the form below in order to add a new school:

School name:	<input type="text" value="Type in the school name"/>
City:	<input type="text" value="Type in the city"/>
Country:	<input type="text" value="Type in the country"/>
<input type="button" value="ADD SCHOOL"/>	

1. Section **TEACHERS** allows viewing of teachers registered in the system, adding new teachers and their allocation to institutions as well as defining new departments / areas taught.

This section is available to teachers, psychologists and system administrators.

System administrators only will be able to select a school where a teacher belongs from.

To view, edit or delete registered teachers in the system, **click on VIEW TEACHERS:**

## Dashboard

### Registered teachers

Name	School	Field	Email	Phone	
Florica Stoica	Scoala Gimnaziala Speciala pentru Deficienti de Auz	Mathematics	floricastoica2013@yahoo.com	0726245436	<input type="button" value="EDIT"/> <input type="button" value="REMOVE"/>
Cristina Girniceanu	Scoala Gimnaziala Speciala pentru Deficienti de Auz	Unspecified	girniceanu.cristina@gmail.com	0723.93.94.80	<input type="button" value="EDIT"/> <input type="button" value="REMOVE"/>
George Marina	RODAX Management	Computer Science	george.marina@rodax.ro	0722777963	<input type="button" value="EDIT"/> <input type="button" value="REMOVE"/>
Vesela Kazashka	University of Plovdiv	Unspecified	vesela.kazashka@gmail.com	-	<input type="button" value="EDIT"/> <input type="button" value="REMOVE"/>

To add a new teacher, click on **ADD TEACHER**:

## Dashboard

### Teachers

Fill in the form below in order to add a new teacher:

<b>School:</b>	<input type="text" value="Scoala Gimnaziala Speciala pentru Deficienti de Auz"/>
<b>First name:</b>	<input type="text" value="Type in the first name"/>
<b>Last name:</b>	<input type="text" value="Type in the last name"/>
<b>Fields:</b>	<div>Mathematics Chemistry Biology Physics Computer Science</div>
<b>Email:</b>	<input type="text" value="Type in the email address"/>
<b>Phone:</b>	<input type="text" value="Type in the phone no."/>
<input type="button" value="ADD TEACHER"/>	

Fill in all fields and **click ADD TEACHER**.

If the teacher teaches in several areas, **hold down CTRL** and select each field.



To view or edit a field of study, click on FIELDS OF STUDY:

## Dashboard

### Registered fields of study

Field	<a href="#">+ ADD FIELD OF STUDY</a>
Mathematics	<a href="#">/ EDIT</a>
Chemistry	<a href="#">/ EDIT</a>
Biology	<a href="#">/ EDIT</a>
Physics	<a href="#">/ EDIT</a>
Computer Science	<a href="#">/ EDIT</a>
Unspecified	<a href="#">/ EDIT</a>
Field	

**Adding and editing take place in the same way, by clicking the appropriate button and supplementing or changing the school name:**

## Fields of study

Fill in the form below in order to add a new field of study:

Field:

[ADD FIELD](#)

1. Similar to the **TEACHERS**, **PSYCHOLOGISTS** section allows viewing psychologists registered in the system and adding new psychologists as well.

This section is available to teachers, psychologists and system administrators.

System administrators only will be able to select a school where a psychologist belongs from.

## Dashboard

### Registered psychologists

Name	School	Email	Phone	
test TEST	Asociatia pentru Stiinta si Educatie Kleine Schule	t@t.t	1234	 
Roxana Berdei	Scoala Gimnaziala Speciala pentru Deficienti de Auz	roxanaberdei@yahoo.com	0766674505	 
Name	School	Email	Phone	









1. **ADMINISTRATION** section has the following subsection:

a. **PENDING REQUESTS** - in this area applications for registration of students can be approved or rejected

**Applications for registration of students** are displayed as shown below. A teacher or a psychologist will have access only to those applications that correspond to the school to which he/she belongs.

## Dashboard

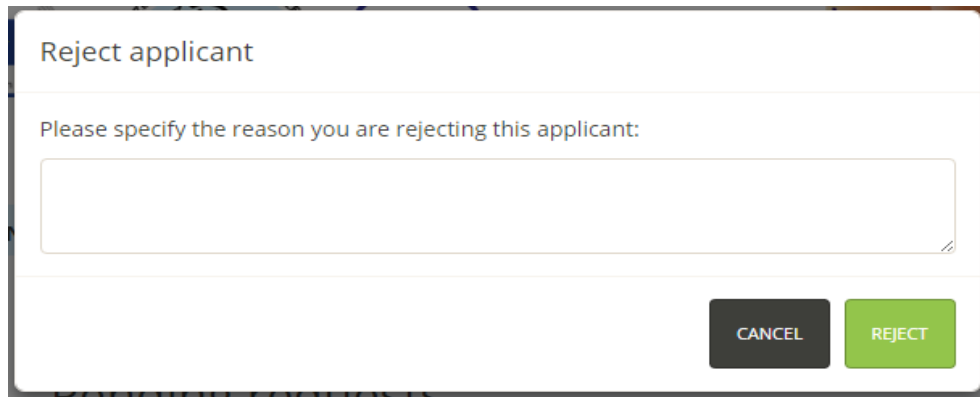
### Pending requests

First name	Last name	Sex	Age	Town	School	Disability	Email	Phone	
anghel	viorel	M	12	bucuresti, sector 6	Scoala Gimnaziala Speciala pentru Deficienti de Auz	hearing impaired			 
ionescu	alin	M	14	bucuresti, sector 6	Scoala Gimnaziala Speciala pentru Deficienti de Auz	hearing impaired			 

**Contact details** of pupils can be accessed by moving the mouse over **the icon email or phone**.

When clicking on **APPROVE**, **the student will receive an email with access links for RAVEN and WISC test** and email address will be recorded for subsequent authentication in the platform.

When clicking on **REJECT**, **teacher or administrator must fill the reason for rejecting the application** in the box below:



The student will receive **a notification email** which will also contain **the teacher's message**.

When clicking on **REMOVE**, the access on the platform awarded to a student will be removed.

**a. TEST RESULTS** - in this area scoring **tables for RAVEN and WISC can be seen**, as they were completed by students:

Name	1	2	3	4	5	6	7	8	9	10	11	12	Score
ionescu alin	1	0	1	0	0	0	1	0	0	0	0	0	3
flori stoica	1	1	0	1	0	0	1	0	0	1	0	0	5
Mitreă Silvia	1	1	1	1	1	1	1	1	1	1	1	0	11

**b. CURRICULUM** - this area is the access point of the teacher to the lessons from the system.

The access in the **CURRICULUM area** takes place similar to the method followed by students with the following statements:

- Teacher has unlimited access to lessons
- Teacher can edit the content of a lesson, by **EDIT button**:

## Arta și abilitățile mele

EDITARE

TESTE DE EVALUARE

MAMA

TATA

FIICA

FIUL

BUNICA

BUNICUL



### Dashboard

#### Curriculum article

Fill in the form below in order to edit the Curriculum article:

Curriculum:

Curriculum title:

Curriculum chapter:

Curriculum lesson:

Curriculum annex:

Curriculum Original Document:

Age from:  Age to:

Content:

File Edit Insert View Format Table Tools

Formats B I E L T A

MAMA TATA FIICA FIUL BUNIC.

Laura Artistescu, 44 ani, arhitect și pasionat de arte clasice în

Maralambie Artistescu, 48 ani, elevații plac literatură și teatrul, își doresc să devină

Raluca Artistescu, 10 ani, elevații plac literatură și teatrul, își doresc să devină

Vlad Artistescu, 12 ani, elev, nu-i plac activitățile exacte; hobby-uri:

Mioara 67 ani, îi place

Words: 480

SAVE CURRICULUM ARTICLE

-Within each **Curriculum**, the teacher can access tests supported by students, by **REGISTERED TEST** button:

## Povești despre artă

TESTE INREGISTRATE

Please select the age range in order to access the respective lessons:

3-5 YEARS

6-8 YEARS

9-12 YEARS

13-17 YEARS

**When clicking on this button**, a list of students who supported question tests in curriculum opens :

## Elevi

Andrei Bouaru  
anghel viorel  
zet art  
Turcu Ioan  
Stoica Mihai  
Nica Cuore  
bouaru andrei  
Gheorghe Rares  
asd asd  
Calu Ana

**When clicking on the student name,** a new list will appear, with tests sustained by the student, as well as the date and the time when they were supported:

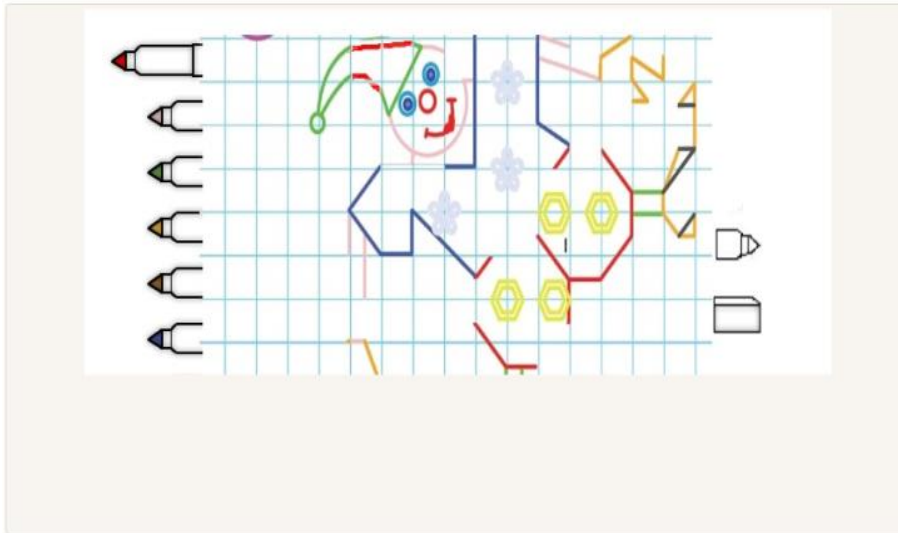
## Teste inregistrate

Test 5, 2016-01-24 18:45:02

Test 6, 2016-01-24 19:52:47

Test 12, 2016-02-12 14:38:36







**When clicking on the text,** the test will appear, as it was completed by the student:



**a. PLATFORM USERS** - This area allows defining new user accounts for teachers, psychologists and administrators, as well as their overall allocation or at an institution.

This section is only available to system administrators.

To add a new user, click on **ADD PLATFORM USER**:

Name	School	Username	Email	<b>+ ADD PLATFORM USER</b>	
Ioan Turcu	All schools (system administrator)	ioan.turcu	ioan.turcu@rodax.ro	 EDIT	 REMOVE
Florica Stoica	Scoala Gimnaziala Speciala pentru Deficienti de Auz	florica.stoica	floristoica2013@yahoo.com	 EDIT	 REMOVE
Berdei Roxana	Scoala Gimnaziala Speciala pentru Deficienti de Auz	psiholog	roxanaberdei@yahoo.com	 EDIT	 REMOVE

And fill in all the fields.

## Dashboard

### Platform users

Fill in the form below in order to add a new platform user:

<b>School:</b>	<input type="text" value="All schools (system administrator)"/>
<b>First name:</b>	<input type="text" value="Type in the first name"/>
<b>Last name:</b>	<input type="text" value="Type in the last name"/>
<b>Email:</b>	<input type="text" value="Type in the email address"/>
<b>Username:</b>	<input type="text" value="Type in the username"/>
<b>Password:</b>	<input type="password" value="Type in the password"/>
	<input type="password" value="Repeat the password"/>
	<input type="button" value="ADD PLATFORM USER"/>




Once you fill in the fields, **click on the ADD USER PLATFORM.**

**Careful!** If you select **All schools**, that user will become a system administrator.

- EMAIL SETTINGS** - This area lets you define custom messages that students will receive at registration, on approval or rejection of their application.



The three types of messages can be viewed and edited as shown below:

Subject	Type	Last edit	
Gifted for you registration confirmation	Registration Confirmation	andrei.bouaru	 EDIT
Gifted for you test confirmation	Test approval	andrei.bouaru	 EDIT
Gifted for you Rejected Test request	Test rejection	andrei.bouaru	 EDIT
Subject	Type	Last edit	

**When clicking on EDIT**, you can **edit the subject and the standard message** that will be included in the mails to students:

## Dashboard

### Emails

Fill in the form below in order to edit the email entry:

**Note:** After each email the system will auto-append the test links if required

---

<b>Subject:</b>	<input type="text" value="Gifted for you registration confirmation"/>
<b>Email Body:</b>	<div><div>Thank you for your registration. Your request will be reviewed and you will receive an access link for your test, shortly.</div><div></div></div>
	<div>Registration Confirmation ▼</div>
	<div>SAVE EMAIL</div>


## 3.CONCLUSIONS

The project *"European best practices to support children with high potential and access to training for gifted children with disabilities - Gifted (for) you"* has a positive impact for students and teachers. By participating at the transnational meetings of the project, at the Gifted education workshop, teachers strengthened their sense of belonging to the European community of teachers, exchanged experiences and best educational practices with their peers, they have developed digital skills and those of communication in foreign languages. Newly acquired skills, embedded in teaching led to improved relations between students and teachers and between teachers and students' families. Linguistic and cultural enrichment horizon allows teachers involving in other European projects.

The participation Special Secondary School for the Deaf "Saint Mary" as a partner and coordinator of **Gifted (for) you**, has helped to increase the prestige, at Bucharest level and nationally and internationally level as well. This project allows us to promote the image of the school by the diversity of curricular and extracurricular activities carried out according with European educational standards, context in which learning via the Internet is considered as an attractive educational alternative that reduces temporal, nature, social, spatial or other restrictions.

The project aims insertion of the latest methods and technologies of ICT, in the act of teaching, to break learning barriers for children with high potential, either with vision or hearing impairments, or Asperger, or those without disabilities, in order to stimulate creativity and use of maximum potential of the child, to increase performance and efficiency of teaching.

The development of [www.giftedforyou.eu](http://www.giftedforyou.eu) platform is a new perspective of looking at learning. The new environment created online supported by innovative technologies, improves principles and methods of learning on individual learning (customizing the educational offer with the evolution of the child by monitoring: reaction time, interdisciplinary connections, critical thinking, logic, of memorizing, skills analytical, so on) and course management (provides administrative part of the teaching and of curriculum. It is the method that controls learning and teaching)





Guide for using e-learning platform – [www.giftedforyou.eu](http://www.giftedforyou.eu)

